



The Complete **Plumbing** solution

SWR PIPES & FITTINGS

For Sewerage Waste & Rain Water

Application :

- Sewage & Waste Water Lines.
- Rainwater Drainage.
- Residential Purpose.
- Industrial Use.
- Offices Purpose Use.



PRODUCT FEATURES:



Light Weight



High Strength



UV Resistant



Effective Cost



Yellow Ring
Co-Moulded Technology



Easy to Install



Leakproof Joints



SWR (SEWERAGE WASTE & RAIN-WATER) FITTINGS



BEND 87.5°

SIZE (Inch)	BOX	RATE
75	100	
110	40	



BEND 87.5° (DOOR)

SIZE (Inch)	BOX	RATE
75	84	
110	32	



SHOE BEND 45°

SIZE (Inch)	BOX	RATE
75	150	
110	52	



SINGLE TEE

SIZE (Inch)	BOX	RATE
75	60	
110	24	



SINGLE TEE (DOOR)

SIZE (Inch)	BOX	RATE
75	51	
110	24	



DOUBLE TEE

SIZE (Inch)	BOX	RATE
75	50	
110	20	



DOUBLE TEE (DOOR)

SIZE (Inch)	BOX	RATE
75	40	
110	16	



COUPLER

SIZE (Inch)	BOX	RATE
75	150	
110	60	



VENT COWL

SIZE (Inch)	BOX	RATE
75	275	
110	220	

SWR (SEWERAGE WASTE & RAIN-WATER) FITTINGS



P-TRAP

SIZE (Inch)	BOX	RATE
110x110	18	
125x110	18	



S-TRAP

SIZE (Inch)	BOX	RATE
110x110	15	
125x110	15	



Q-TRAP

SIZE (Inch)	BOX	RATE
110x110	17	
125x110	17	



SINGLE Y

SIZE (Inch)	BOX	RATE
75	50	
110	21	



SINGLE Y (DOOR)

SIZE (Inch)	BOX	RATE
75	45	
110	17	



CLEANSING PIPE

SIZE (Inch)	BOX	RATE
75	96	
110	36	



REDUCER

SIZE (Inch)	BOX	RATE
110x75	100	



REDUCER TEE

SIZE (Inch)	BOX	RATE
110x75	33	




REDUCER TEE (DOOR)

SIZE (Inch)	BOX	RATE
110x75	24	




SWR (SEWERAGE WASTE & RAIN-WATER) FITTINGS




RUBBER RING (Fix Rate)

SIZE (Inch)	BOX	RATE
75	1000	
110	500	



PP SWR RING (Fix Rate)

SIZE (Inch)	BOX	RATE
75	1000	
110	500	



DOOR CAP

SIZE (Inch)	BOX	RATE
75	200	
110	150	



DOUBLE Y

SIZE (Inch)	BOX	RATE
75	35	
110		



PIPE CLIP

SIZE (Inch)	BOX	RATE
75	500	
110	300	



JALI

SIZE (Inch)	BOX	RATE
75	-	
110	400	



NAHANI TRAP

SIZE (Inch)	BOX	RATE
110x75	55	
110x90	45	
110x110	40	



DOUBLE Y (DOOR)

SIZE (Inch)	BOX	RATE
75	26	
110	-	

Ring Fit & Self Fit - Both Are Available


SWR PIPES



FITWELL SWR PIPES (A-TYPE) LIGHT

SWR PIPE 10ft. R/S, S/S.

SIZE	RATE
75 MM	
110 MM	
160 MM	



FITWELL SWR PIPES (B-TYPE) HEAVY

SWR PIPE 10ft. R/S, S/S.

SIZE	RATE
75 MM	
110 MM	
160 MM	